

High-performance rear loader for professional milling operations

# COLD MILLING MACHINE

W 50 R(i) | W 60 R(i)



# HIGH-PERFORMANCE REAR LOADER FOR PROFESSIONAL MILLING OPERATIONS



The most powerful half-meter cold milling machine features an efficient operating concept at a working width of 0.5 m or 0.6 m.

Easy-to-use additional and automatic functions increase the machine's performance potential to quickly complete any milling job.

The **LEVEL PRO PLUS** leveling system fully integrated into the machine control system guarantees high-precision milling results.

The machine can be equipped with a large number of different milling drums, increasing flexibility and machine utilization.

The high-performance rear loading system can be flexibly adjusted for optimum loading of the milled material.

# WIRTGEN COLD MILLING MACHINES



**SMALL MILLING MACHINES**

- > Milling width to 1,300 mm
- > Milling depth to 300 mm

**COMPACT MILLING MACHINES**

- > Milling width to 1,900 mm
- > Milling depth to 330 mm

**LARGE MILLING MACHINES**

- > Milling width to 4,400 mm
- > Milling depth to 350 mm

# OVERVIEW OF HIGHLIGHTS

## Perfectly Equipped

### 01 High-Precision, Intuitive Leveling with LEVEL PRO PLUS

- > Simple, intuitive operation with **LEVEL PRO PLUS**
- > Fully integrated into the machine control system
- > Numerous new additional and automatic functions
- > Milling depth measurement via displacement sensors installed in the hydraulic side plate cylinders
- > Ultrasonic sensor in the extendable leveling boom on the left side of the machine

### 02 Efficient Multifunctional Armrest

- > Ergonomically designed multifunctional armrest with color control panel
- > Additional machine height adjustment function built into the multifunctional armrest
- > Job data displayed on the control screen
- > User-programmable favorites buttons

### 03 Perfect Visibility, Comfort, and Ergonomics

- > Optimum view of the side plates on the right and left side
- > High-quality camera / monitor system for viewing important working areas
- > Ergonomically designed comfort operator's seat including seat heater



**04 Effective Steering Functions**

- > Wide, offset front wheels
- > Front wheels have an extremely wide steering angle
- > Right-hand rear wheel features an automatic self-steering function

**05 Dynamic and Fast Maneuvering**

- > Up to 12 km/h travel speed
- > Fast steering using the steering wheel
- > High-precision steering via joystick in multifunctional armrest
- > Ability to reverse with milling drum engaged

**06 Quick-Pivoting Right-Hand Rear Wheel**

- > Rapid, automatic pivoting of the right-hand rear wheel without needing to lower the milling drum
- > Safe and secure locking in the end position
- > Extremely robust sliding bearing

**07 Outstanding Performance thanks to Superior Cutting Technology**

- > Wear-resistant HT08 toolholder system
- > Minimal distance between the outer edge of the machine and the milled edge for small curbs
- > Hydraulically lifting side plates with proactive floating position to automatically lift on loose ground
- > Scraper lifted automatically via overload sensor
- > Scraper decoupled from the discharge conveyor for partial loading, even at maximum milling depth
- > Road sweeper for sweeping milled surfaces

**08 High Loading Capacity for Maximum Performance**

- > Extra large belt width of 350 mm and cleat height of 25 mm for high conveying capacity
- > Wide conveyor swing angles
- > Hydraulic folding conveyor for quick folding during operation on site
- > Quick-release coupling for easy mounting and demounting of the discharge conveyor

**09 High Traction Through Optimized Weight Distribution**

- > Variable additional weights up to 1,000 kg
- > Machine has a particularly low center of gravity
- > Neutral, centrally located water and diesel tanks
- > High machine stability in three-wheeled and four-wheeled versions

**10 Highest Productivity in its Class**

- > Impressive engine performance with maximum torque
- > State-of-the-art engine control unit for minimal diesel consumption
- > Three different milling drum speeds
- > Hydraulically switching power belt tensioner

# HIGH-PRECISION, INTUITIVE LEVEL PRO PLUS LEVELING SYSTEM

When milling, it's important to remove the layers at the specified depth. WIRTGEN's intuitive **LEVEL PRO PLUS** leveling technology can be relied on to precisely maintain the specified milling depth.

## Simple, Intuitive Operation with LEVEL PRO PLUS

The **LEVEL PRO PLUS** leveling system developed especially for cold milling machines offers easy and intuitive one-hand operation using the rotary knob, and the menu can be configured as desired. **LEVEL PRO PLUS** stands out due to its extremely precise milling results.

## Fully Integrated

The **LEVEL PRO PLUS** leveling system is fully integrated into the machine control system, enabling a high degree of automation.

## Additional and Automatic Functions

The **LEVEL PRO PLUS** leveling system offers many automatic and additional functions that make the operator's job easier. This also speeds up work processes.

## Displacement Sensors

The reference line is scanned via heavy-duty displacement sensors built into the hydraulic side plate cylinders and displayed directly on the high-resolution **LEVEL PRO PLUS** control screen.

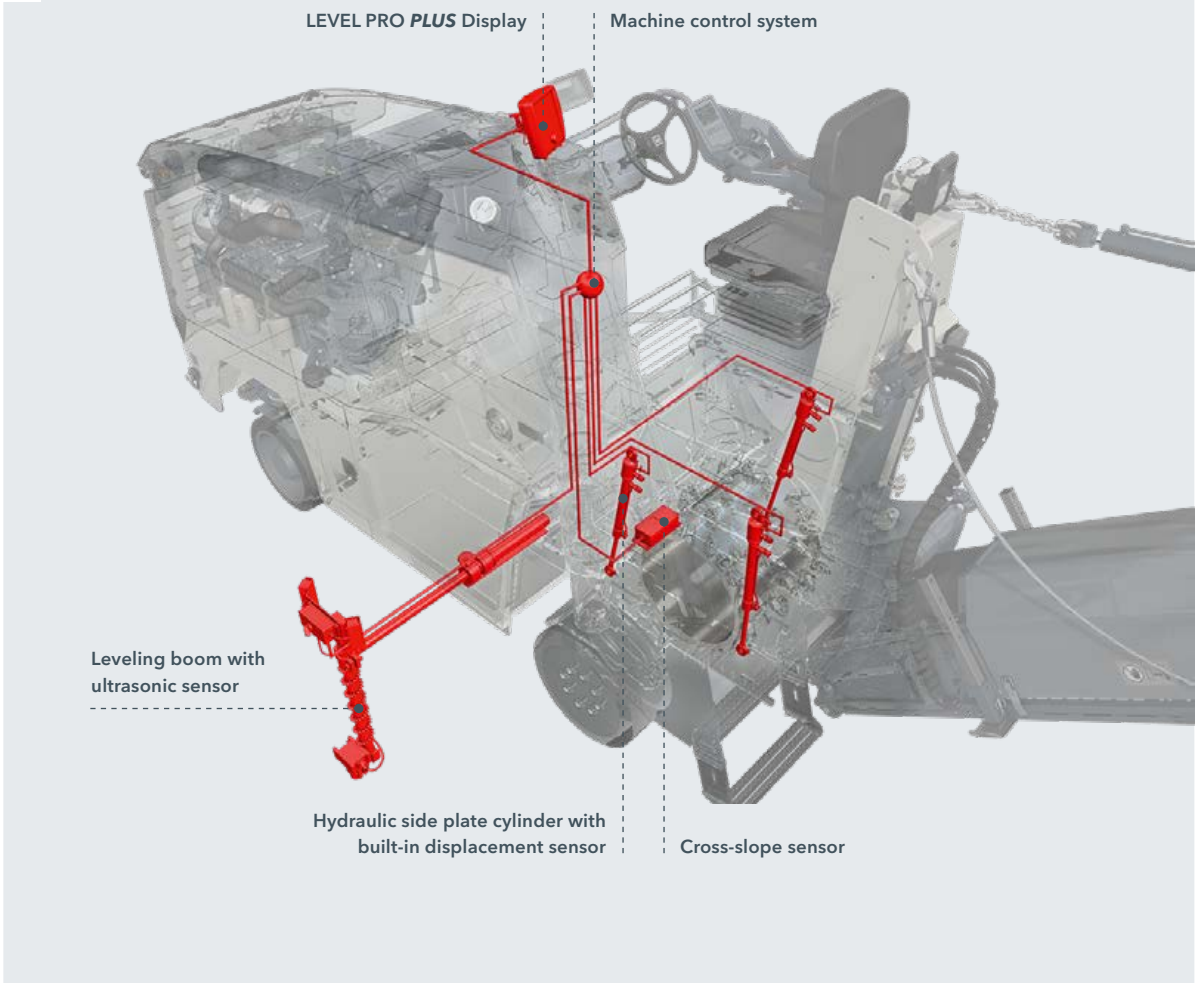
## Leveling Boom

The telescoping leveling boom with an ultrasonic sensor for scanning references located up to 2.0 m to the left of the machine guarantees perfect milling results, even when performing complex leveling jobs.

01



02



**01** LEVEL PRO PLUS is synonymous with perfect leveling quality at high operating speeds.

**02** The leveling system uses a variety of different sensors.

**03** Easy operation guarantees an efficient leveling process.



03



**Always Makes the Grade**  
LEVEL PRO PLUS

**Use the Best Reference**  
Left leveling boom with 2 m extension

# EFFICIENT MULTIFUNCTIONAL ARMREST

The W 50 R(i) / W 60 R(i) is equipped with an efficient multifunctional armrest that not only speeds up processes and improves results, but also results in a more satisfied operator.

## Ergonomically Designed Multifunctional Armrest

The multifunctional, individually adjustable armrest combines innovative design with perfect user-friendliness. Important data is displayed on the color control panel. The multifunctional armrest is also precisely integrated into the universal operating concept for the entire WIRTGEN small milling fleet, and it enables productive working from the outset.

## Job Data

Information like the weight and volume of the milled material, the size of milled areas, or the number of loaded trucks can be displayed automatically. This job data can be used to log daily performance.

## Favorites Buttons

Four buttons can be programmed with 20 different functions as required by the operator.

## Additional Height Adjustment

The hydraulically proportional machine height adjustment including the milling depth memory feature is conveniently controlled via the multifunctional armrest.

01







02



- 01** The operator has everything under control with just one hand.
- 02** The ergonomically designed operator's platform with multifunctional armrest significantly increases the machine's productivity.

**Everything under Control**  
Ergonomic multifunctional armrest

**At a Glance**  
Color display with essential information

# PERFECT VISIBILITY, COMFORT, AND ERGONOMICS

Perfect visibility, comfort, and ergonomics are factors that increase cost-effectiveness especially over the long term. Ultimately, they lead to greater productivity and profitability in every job.

## Perfect Visibility

The optimized shape of the operator's platform not only offers an unobstructed view of the right side plate, but also the left side plate as well. In addition, the intentionally narrow chassis offers an unobstructed view of the right-hand milled edge, and the compact design of the discharge conveyor's suspension system ensures that the operator has a clear view of the milled surface behind the machine.

## High-Quality Camera / Monitor System

The camera / monitor system consists of two cameras and a heavy-duty monitor. The monitor provides a high-resolution view of the loading situation from the cameras at the end of the discharge conveyor and of the area in front of the milling drum housing below the machine.

## Comfort Operator's Seat

The ergonomically designed, swiveling comfort seat with seat heater allows the operator to work in a relaxed manner. It also helps provide the operator an excellent view to the side and rear of the machine.

01





02

- 01 Ergonomic operation increases productivity.
- 02 The operator always has an unobstructed view of the side plates on both sides.

### Complete Concentration on the Milling Process

Optimum vision plus an effective camera system

### Stress-free Operating

Comfort Operator's Seat

# EFFECTIVE STEERING FUNCTIONS

The W 50 R(i) / W 60 R(i) is the most maneuverable cold milling machine in its class. Whether milling the tightest radii, turning in narrow sections, or driving around obstacles - the machine fully leverages its time-saving potential.

## Wide, Offset Front Wheels

The wheels on the front axle are offset by 15 cm (four-wheeled version) and drive "along one track" when the steering wheel is turned to the right. This optimizes driving onto obstacles and terrain edges. The extra wide front wheels also reduce surface load and wear.

## Extremely Wide Steering Angles

The extremely wide steering angles to the left and right guarantee small turning radii and thus rapid maneuvering, even in tight spaces.

## Automatic Self-Steering Feature

When pivoted in front of the milling drum, the right rear wheel's automatic self-steering feature not only gives the small milling machine maximum maneuverability, but also minimizes tire wear.

## Climbs Over Obstacles


Offset Front-Wheel Configuration

## Takes Every Corner in Its Stride

Enormously Large Steering Lock



02



01 The machine's impressive steering angles make operations on narrow job sites easier.

02 Offset front wheels make it easier to drive over obstacles and the edges of the terrain.



# DYNAMIC AND FAST MANEUVERING

The W 50 R(i) / W 60 R(i) is also the fastest cold milling machine in its class. It is always the first to reach its destination when quickly and independently driving to the next job site:

## Fast Steering

In situations where the operator needs to steer particularly fast - such as maneuvering or turning - the machine can be steered as always using the steering wheel.

## Precision Steering

The highly responsive hydraulic steering system allows the operator to steer the machine precisely and smoothly, including via the right-hand multifunctional armrest.

## Maximum Speed of 12 km/h

The travel speed of up to 8 km/h (three-wheeled version) or 12 km/h (four-wheeled version) ensures that milling jobs can be completed particularly quickly.

## Ability to Reverse with Milling Drum Engaged

The ability to reverse with the milling drum engaged makes it possible to maneuver quickly and easily on the job site.



**01** Precision steering guarantees precise handling.

**02** The small milling machine excels at fast maneuvering on narrow job sites.

02



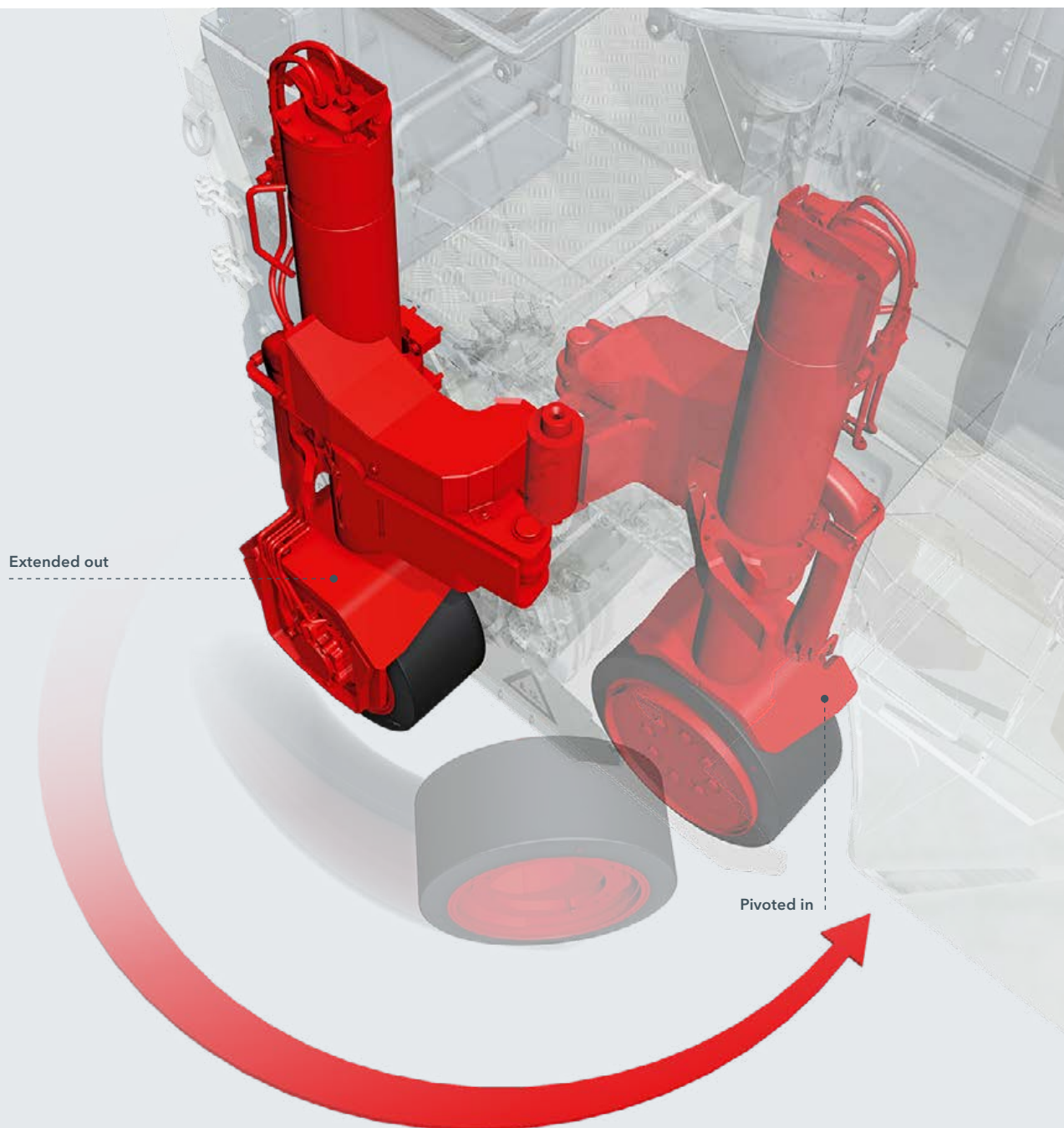
**Time-Saving Realization**  
Up to 12 km/h advance speed

**Absolute Steering Precision**  
Precision Steering

# QUICK-PIVOTING RIGHT-HAND REAR WHEEL


**Record Time - in only 30 s**  
Automatically Pivoting Rear Wheel

**Protects the Cutting Drum and the Sub-Base**  
Pivoting without ground contact



When pivoted in, the right rear wheel makes precise milling along obstacles such as curbs and walls possible.





When pivoted in, the right rear wheel makes precise milling along obstacles such as curbs and walls possible.

#### **Automatic Pivoting**

The right-hand rear support wheel can be pivoted in front of the milling drum hydraulically from the operator's platform to allow milling along curbs or other obstacles - without having to lower the milling drum to the ground. This process can be completed extremely quickly in 30 seconds or less. And since the milling drum is not in contact with the ground during the pivoting process, there is no risk of damage to the picks or the milled surface.

#### **Secure Locking**

The secure and sturdy connection of the right-hand rear wheel to the chassis in the final position minimizes wear and increases precision.

#### **Extremely Rugged Sliding Bearing**

The rugged, wear-resistant sliding bearing minimizes play in the kinematics, guaranteeing consistent, high-precision milling results.

# OUTSTANDING PERFORMANCE THANKS TO SUPERIOR CUTTING TECHNOLOGY

Intelligent milling drum, side plate, scraper, and material depressor solutions make milling faster, easier, and increase its overall quality.

## **HT08 Toolholder System**

The newly developed HT08 toolholder system stands out thanks to its outstanding wear resistance and long useful operating life.

## **Small Ridges**

The extremely small distance between the right-hand milled edge and the outer edge of the machine leaves only minimal ridges.

## **Hydraulically Lifting Side Plates with Proactive Floating Position**

Overload sensors on the left and right side plates cause them to lift briefly to prevent them from sinking into soft ground.

## **Automatic Scraper Lifting**

Overload sensors protect the milling drum unit from damage by triggering the scraper to lift briefly, such as to avoid obstacles or uneven ground.





**Wear-Resistance and Long Service Life**

HT08 with extended service life

**More Precise Milling**

Optional road sweeper

Many different milling drums are available, making a wide range of applications possible.



### Decoupled Scraper

The scraper is decoupled from the discharge conveyor, enabling partial loading even when milling at maximum milling depth.

### Road Sweeper

The sweeping unit attached to the front of the machine ensures that the milled surface is cleaned via circular brushes, enabling it to be milled precisely along an existing track.

**01** The side plates can be raised hydraulically on both sides.

**02** The round milling drum housing ensures optimum material transport at milling depths of up to 210 mm.



# HIGH LOADING CAPACITY FOR MAXIMUM PERFORMANCE

A cold milling machine is only as good as its loading system. That's why the W 50 R(i) / W 60 R(i) features a milled material loading system that was designed for maximum performance.

## Wide Conveyor Swing Angles

Wide conveyor swing angles of 30° to both the right and left make it possible to easily load material, even in difficult job site situations.

## 350 mm Belt Width and 25 mm Cleat Height

The extra large belt width of 350 mm and cleat height of 25 mm ensure a high conveying capacity.

## Hydraulic Folding Conveyor

The hydraulic folding conveyor can be folded away quickly for easy transport and to adapt to site conditions.

## Quick-Release Coupling

The innovative quick-release coupling ensures that the hydraulic connections can be easily connected when mounting / removing the discharge conveyor.

## Made-to-Measure Machine Transportation

Hydraulic Folding Conveyor

## Fast and Easy Discharge Conveyor Installation

Quick-change coupling



**01** The small milling machine features high-performance, efficient loading of the milled material.

**02** Wide conveyor swing angles to both sides ensure that milled material can be loaded with flexibility.

**03** The folding conveyor reduces the machine's transport length.

**04** The quick-release coupling speeds up the process of mounting and removing the discharge conveyor.



# HIGH TRACTION THROUGH OPTIMIZED WEIGHT DISTRIBUTION


## Ideally Balanced


Low center of gravity and perfect weight distribution

## Flexible Transportation

Variable additional weights

01





- 01** Even highly demanding milling jobs are child's play thanks to the machine's outstanding traction.
- 02** Additional weights and centrally located tanks ensure that the machine has outstanding traction in any application.
- 03** The ability to easily transport the machine is a further benefit.

High traction is the key to high productivity. The perfect weight distribution of the W 50 R(i) / W 60 R(i) provides a constant, high level of traction in any job site situation.

#### **Additional Weights**

The low net weight of the small milling machine in combination with variable additional weights up to 1,000 kg makes a high operating weight, ideal traction, and smooth and easy transport possible, depending on the requirements.

#### **Particularly Low Center of Gravity**

The machine's extremely low center of gravity and its well-balanced weight distribution always ensure that it has excellent traction.

#### **Centrally Located Water and Diesel Tanks**

Water and diesel tanks located in the middle of the machine ensure that its weight is distributed evenly between the axles and provide optimum traction, regardless of the fill level.

#### **Outstanding Machine Stability**

The intelligently designed four-wheeled axle offers perfect maneuverability in any job site situation.

# HIGHEST PRODUCTIVITY IN ITS CLASS

Complete jobs up to 20 % faster with maximum cost savings! The small milling machine's impressive engine performance and intelligent engine control play a major role in this respect.

## Impressive Engine Performance

The maximum engine output with high torque guarantees fast, productive work, even at the maximum milling depth.

## State-of-the-Art Engine Control

The engine speed is controlled as required, keeping noise levels low and diesel consumption to a minimum. The cooling system with temperature-controlled fan speed also helps reduce noise emissions.

## Three Different Milling Drum Speeds

Three different milling drum speeds make it possible to achieve unparalleled milling performance in a wide range of applications.

## Hydraulically Switching Power Belt Tensioner

The automatically engaging hydraulic power belt tensioner ensures that power is transmitted safely and effectively.

## Powerful, cost-efficient, and Environmentally Compatible

Three Different Milling Drum Speeds





02



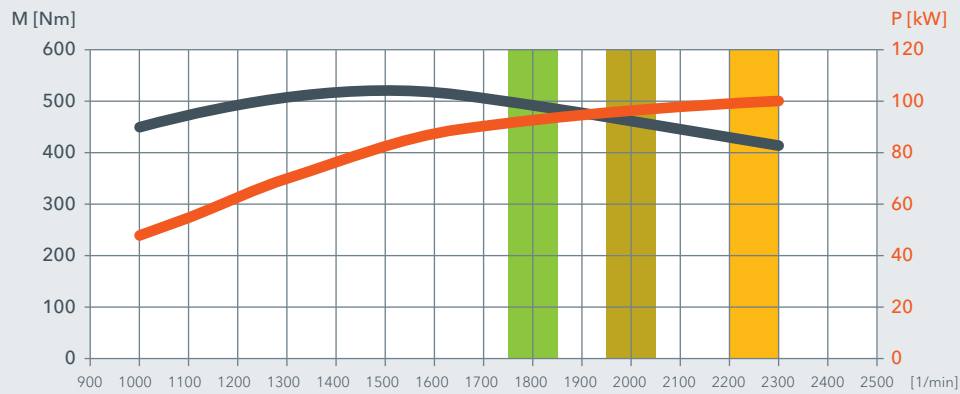
**01** The engine equipped in the W 50 Ri / W 60 Ri meets the EU Stage 5 / US EPA Tier 4f exhaust emission standard.

**02** Excellent access to components makes servicing the machine easy.

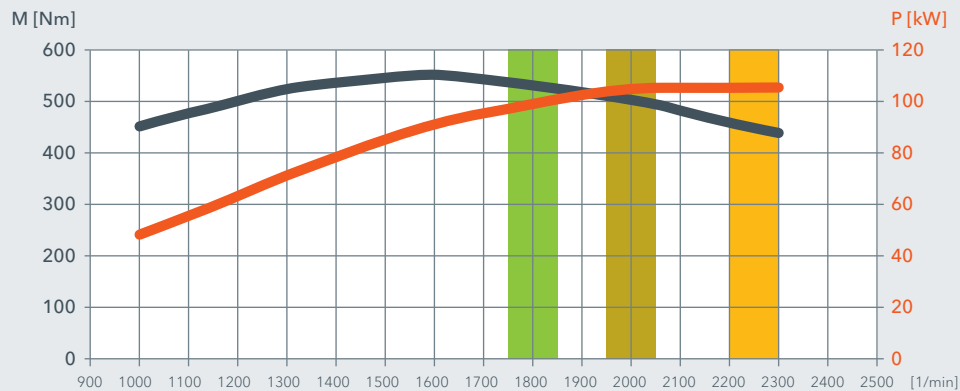
**03** Under high load, the engine control system increases torque to ensure that milling performance remains high.

03

**W 50 R / W 60 R Cold Milling Machine Engine Characteristics (EU Stage 3a / US EPA Tier 3)**



**W 50 Ri / W 60 Ri Cold Milling Machine Engine Characteristics (EU Stage 5 / US EPA Tier 4f)**



— = Engine power   
 — = Torque   
 ■ Engine speed = 1,800 rpm   
 ■ Engine speed = 2,000 rpm   
 ■ Engine speed = 2,250 rpm





The most powerful half-meter cold milling machine features an efficient operating concept at a working width of 0.5 m or 0.6 m. Easy-to-use additional and automatic functions increase the machine's performance potential to quickly complete any milling job. The machine can be equipped with a large number of different milling drums, increasing flexibility and machine utilization.



TECHNICAL SPECIFICATIONS	W 50 R	W 60 R	W 50 Ri	W 60 Ri
<b>Milling Drum</b>				
Milling width	500 mm	600 mm	500 mm	600 mm
Milling depth <sup>1)</sup>	0 - 210 mm	0 - 210 mm	0 - 210 mm	0 - 210 mm
Cutting diameter	750 mm	750 mm	750 mm	750 mm
<b>Engine</b>				
Engine manufacturer	Deutz		Deutz	
Type	TCD 2012 L04 V2		TCD 4.1 L4	
Cooling	Water		Water	
Number of cylinders	4		4	
Rated power at 2,300 rpm	100 kW / 134 hp / 136 PS		105 kW / 141 hp / 143 PS	
Maximum power at 2,300 rpm	100 kW / 134 hp / 136 PS		105 kW / 141 hp / 143 PS	
Displacement	4,100 cm <sup>3</sup>		4,100 cm <sup>3</sup>	
Fuel consumption at rated power   during a mixture of job site operations	26.8 l/h   10.8 l/h		28.2 l/h   11.3 l/h	
Sound power level in accordance with EN 500-2 engine   operator's platform	≤ 103 dB(A)   ≥ 80 dB(A)		≤ 101 dB(A)   ≥ 80 dB(A)	
Emissions standard	EU Stage 3a / US EPA Tier 3		EU Stage 5 / US EPA Tier 4f	
<b>Electrical System</b>				
Power supply	24 V			
<b>Tank Capacities</b>				
Fuel	230 l		230 l	
AdBlue® / DEF <sup>2)</sup>	-		17.5 l	
Hydraulic oil	63 l		63 l	
Water	600 l		600 l	
<b>Driving Performance</b>				
Max. milling speed	0 - 48 m/min (0 - 2.9 km/h)			
Max. travel speed, 3-wheeled version	0 - 133 m/min (0 - 8 km/h)			
Max. travel speed, 4-wheeled version	0 - 200 m/min (0 - 12 km/h)			
<b>Tires</b>				
Front tire size, 3-wheeled or 4-wheeled version (D x W)	530 x 300 mm			
Rear tire size, 3-wheeled or 4-wheeled version (D x W)	559 x 254 mm			
<b>Loading of Milled Material</b>				
Belt width of discharge conveyor	350 mm			
Theoretical capacity of discharge conveyor	80 m <sup>3</sup> /h			

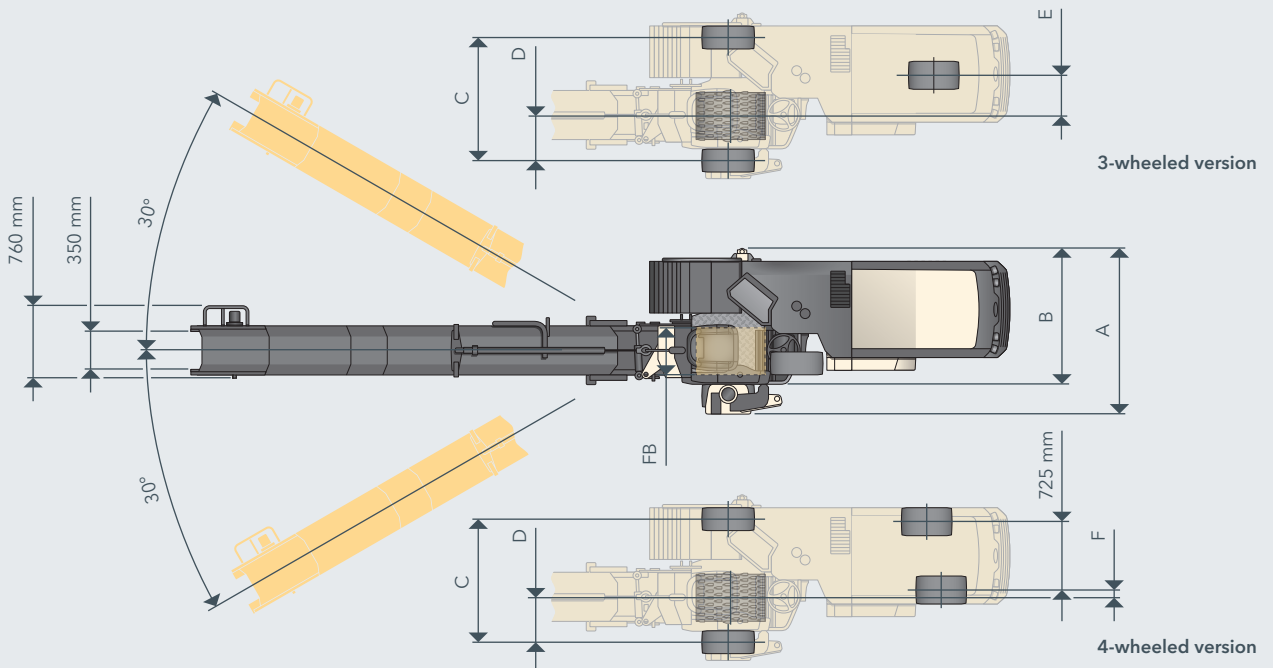
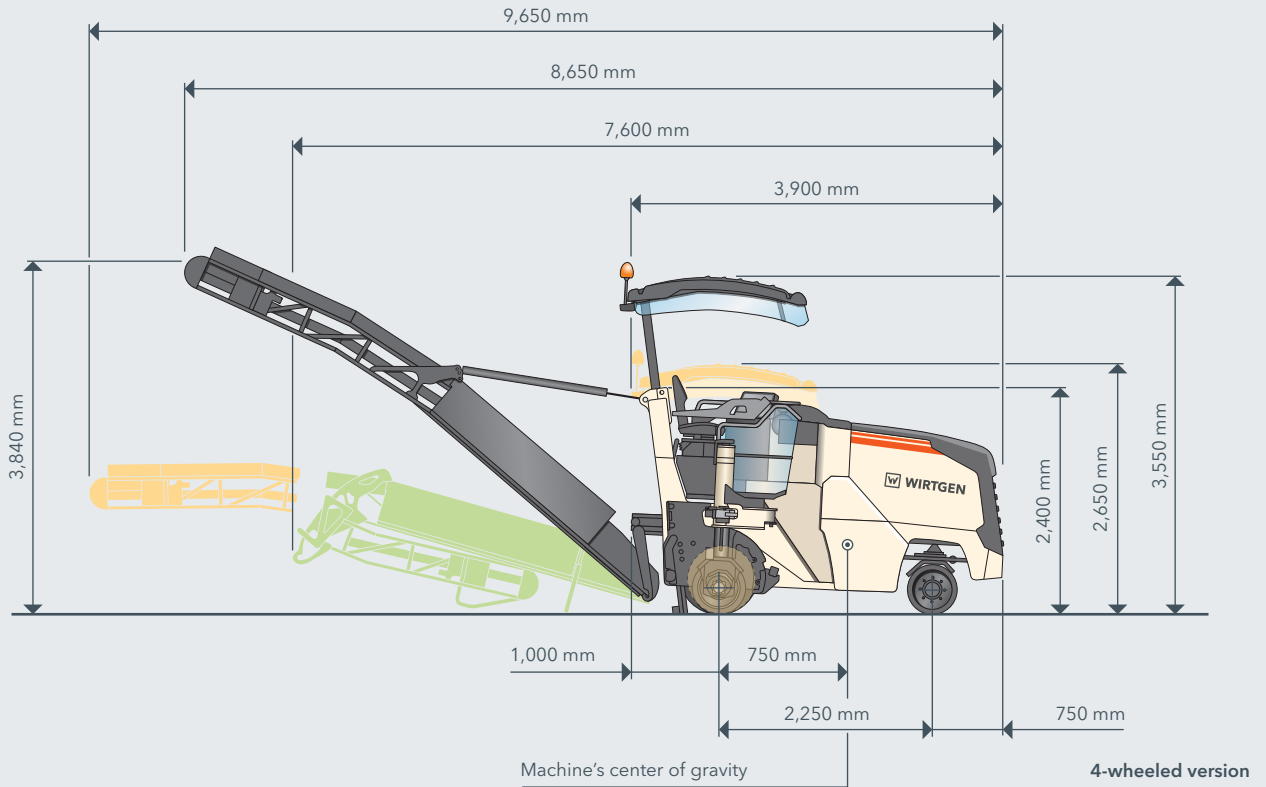
TECHNICAL SPECIFICATIONS	W 50 R	W 60 R	W 50 Ri	W 60 Ri
<b>Basic Machine Weight</b>				
Net weight of the machine, 3-wheel version, without conveyor and fluids	6,430 kg	6,950 kg	6,430 kg	6,950 kg
Operating weight, CE <sup>3)</sup> , 3-wheeled version without conveyor	6,930 kg	7,450 kg	6,930 kg	7,450 kg
Maximum operating weight (full tanks, full range of equipment)	9,695 kg	9,865 kg	9,714 kg	9,884 kg
<b>Weight of Tank Contents</b>				
Water		600 kg		
Fuel (0.83 kg/l)		190 kg		
AdBlue® / DEF <sup>2)</sup> (1.1 kg/l)		–	19 kg	
<b>Additional Weight</b>				
<b>Operator and tools</b>				
> Driver		75 kg		
> Weight of 2 pick containers		50 kg		
> Vehicle tool kit		30 kg		
<b>Optional Milling Drum Units Instead of Standard</b>				
> Milling drum housing FB500 with scraper system	360 kg	–	360 kg	–
> Milling drum housing FB600 with scraper system	–	370 kg	–	370 kg
<b>Optional Milling Drums Instead of Standard</b>				
> FCS milling unit FB400 HT08 LA15 including scraper bottom parts	-55 kg	–	-55 kg	–
> FCS milling unit FB300 HT08 LA15 including scraper bottom parts	-105 kg	–	-105 kg	–
> Milling drum FB80 HT02 FT210 with 24 picks	-163 kg	-190 kg	-163 kg	-190 kg
> Milling drum FB300 HT08 LA15 with 47 picks	-86 kg	–	-86 kg	–
> Milling drum FB400 HT08 LA15 with 54 picks	-45 kg	–	-45 kg	–
> Microfine milling drum FB500 HT4 LA3 with 166 mini-picks	-64 kg	–	-64 kg	–
> Fine milling drum FB500 HT5 LA6 with 84 picks	5 kg	–	5 kg	–
> Fine milling drum FB600 HT5 LA6 with 101 picks	–	3 kg	–	3 kg
> Milling drum Eco-Cutter FB500 HT08 LA20 with 54 picks	-6 kg	–	-6 kg	–
> Milling drum Eco-Cutter FB600 HT08 LA20 with 58 picks	–	-13 kg	–	-13 kg
> Side milling ring FB80, milling depth 300 mm compl.	-60 kg	–	-60 kg	–
<b>Optional Additional Weights</b>				
> Variable additional weight 1	380 kg	Standard	380 kg	Standard
> Variable additional weight 2		620 kg		
<b>Optional Additional Equipment</b>				
> Discharge conveyor, 5,600 mm long, 350 mm wide (without scraper system)		480 kg		
> Discharge conveyor, 5,600 mm long, 350 mm wide, with hydraulic folding device (without scraper system)		560 kg		
> Shortened discharge conveyor, 1,100 mm long, 350 mm wide (without scraper system)		210 kg		
> 4-wheeled version instead of 3-wheeled version		130 kg		
> Weather canopy		150 kg		

<sup>1)</sup> The maximum milling depth may deviate from the value indicated due to tolerances and wear.

<sup>2)</sup> AdBlue® is a registered trademark of the German Association of the Automotive Industry (VDA)

<sup>3)</sup> Weight of machine, half-full water tank, half-full fuel tank, operator, tools, excluding optional equipment features

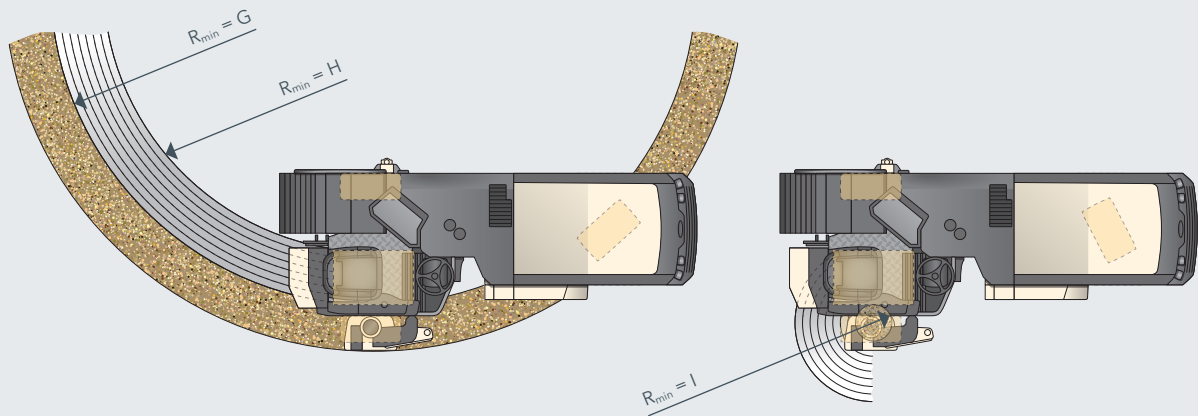
SIDE VIEW / TOP VIEW W 50 R(i) / W 60 R(i)



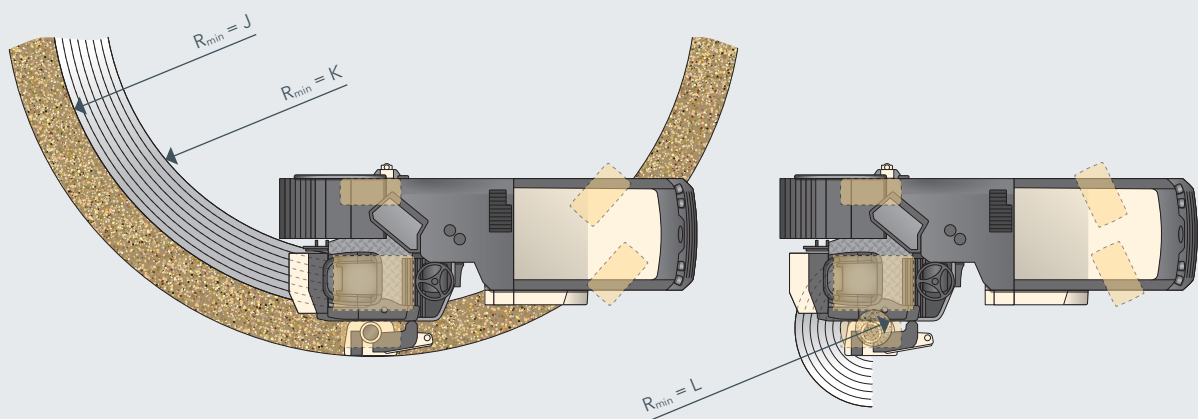
	A	B	C	D	E	F	FB
<b>W 50 R(i)</b>	1,640 mm	1,350 mm	1,296 mm	435 mm	435 mm	80 mm	500 mm
<b>W 60 R(i)</b>	1,760 mm	1,430 mm	1,416 mm	485 mm	485 mm	130 mm	600 mm

## MILLING RADIUS W 50 R(i) / W 60 R(i) AT MILLING DEPTH OF 50 MM

### 3-wheeled version



### 4-wheeled version



	3-WHEELED VERSION			4-WHEELED VERSION		
	G	H	I	J	K	L
W 50 R(i)	2,900 mm	2,400 mm	150 mm	2,350 mm	1,850 mm	150 mm
W 60 R(i)	3,000 mm	2,400 mm	50 mm	2,450 mm	1,850 mm	50 mm

STANDARD EQUIPMENT	W 50 R	W 60 R	W 50 Ri	W 60 Ri
<b>Basic Machine</b>				
> Engine cover with noise insulation and flexibly decoupled engine mounting for especially quiet running and low noise emissions	■	■	■	■
<b>Milling Drum Unit</b>				
> Automatically activating, hydraulic drive belt tensioner for reliable power transmission to the milling drum	■	■	■	■
> Hydraulically lifting side plates with position measuring sensors in the hydraulic cylinders for measuring the milling depth.	■	■	■	■
> Round milling drum housing and straight left side plate for optimum material transport, making for low left-over amounts when lifting out the milling drum	■	■	■	■
> Prepared for using a scraper decoupled from the conveyor suspension for loading material using discharge conveyor	■	■	■	■
> The right-hand side of the milling drum housing can be easily opened for maintenance or drum change	■	■	■	■
> Optimized for quick change of the milling drum, including by using centering pins with the side door of the milling drum housing	■	■	■	■
> With automatic electrical safety shut-off for the milling drum	■	■	■	■
> Milling drum housing FB500 without scraper system. For use without discharge conveyor.	□	—	□	—
> Milling drum housing FB600 without scraper system. For use without discharge conveyor.	—	□	—	□
> Manually adjustable front milling drum unit seal FB500	□	—	□	—
> Manually adjustable front milling drum unit seal FB600	—	□	—	□
<b>Milling Drums</b>				
> Milling drum FB500 HT08 LA15 with 60 picks	□	—	□	—
> Milling drum FB600 HT08 LA15 with 70 picks	—	□	—	□
<b>Loading of the Milled Material</b>				
> Machine prepared for optional material loading by discharge conveyor	■	■	■	■
> Conveyor speed continuously variable	■	■	■	■
> Conveyor slewing angle right/left 30 degrees each for significantly improved loading procedures	■	■	■	■
> Slender conveyor suspension permits improved visibility to the rear	■	■	■	■
> Machine without hydraulic pre-fitting for a discharge conveyor	□	□	□	□
<b>Machine Control and Leveling System</b>				
> Digital milling depth indicator in the control display	□	□	□	□
<b>Operator's Platform</b>				
> Operator's platform with ergonomically arranged operator's seat, control panel arranged on the right and digital milling depth indicator in the control display	■	■	■	■
> Steering console with adjustable rake and reach for ideal adaptation of the operator's platform to the operator	■	■	■	■
> 2 rear-view mirrors left	■	■	■	■
> Machine design permits unobstructed view of the milled edge at the right and left as well as the working area in front of the milling drum on the right	■	■	■	■
> Conveniently accessible ladder / footstep to the operator's platform with night-time lighting and especially low, folding bottom edge of the latter / footstep	■	■	■	■
> Robust anti-vandalism protection for the controls	■	■	■	■
> Standard operator's seat	□	□	□	□



STANDARD EQUIPMENT	W 50 R	W 60 R	W 50 Ri	W 60 Ri
<b>Track Unit and Height Adjustment</b>				
> Precise machine height adjustment in 1 or 5 mm steps from the machine control panel	■	■	■	■
> Infinitely variable, hydraulic all-wheel drive with three speed ranges	■	■	■	■
> Digital load control, can be engaged manually, hydraulic differential lock (via flow divider)	■	■	■	■
> Particularly wide solid rubber tires for the lowest ground pressures and optimum traction	■	■	■	■
> For milling along kerb edges, the rear right support wheel can be swiveled hydraulically from the operator's platform in front of the milling drum. In addition, the machine does not have to be lowered.	■	■	■	■
> Hydraulic spring-loaded brake	■	■	■	■
> Proportional height adjustment at rear	■	■	■	■
> Additional machine controller for automatic milling of intermittent rumble strip sections. Only in combination with a rumble strip kit.	■	■	■	■
> 3-wheel track unit	□	□	□	□
<b>Miscellaneous</b>				
> Optimized center of gravity position, irrespective of the filling levels of the water and fuel tanks	■	■	■	■
> Particularly low machine center of gravity for high stability of the machine	■	■	■	■
> Robust and easily maintained machine chassis with optimum ground clearance and short overhangs	■	■	■	■
> Towing device	■	■	■	■
> Reversing horn	■	■	■	■
> Machine equipment with an additional weight 380 kg behind the front axle. The additional weight increases the machine traction.	—	■	—	■
> Large tool package with lockable tool box and additional storage space for two pick containers	■	■	■	■
> Pre-fitting for installing the WITOS FleetView control unit	■	■	■	■
> European type certification, EuroTest mark and CE conformity	■	■	■	■
> Standard film coating in RAL 9001 (cream)	□	□	□	□
> WITOS - professional telematics solution for machine operation and service optimization	□	□	□	□
> Halogen / LED lighting system including rotating beacon	□	□	□	□

■ = Standard equipment

□ = Standard equipment, can be replaced with optional equipment if desired

□ = Optional equipment

OPTIONAL EQUIPMENT	W 50 R	W 60 R	W 50 Ri	W 60 Ri
<b>Milling Drum Unit</b>				
> Milling drum housing FB500 with scraper system. For use with discharge conveyor.	<input type="checkbox"/>	—	<input type="checkbox"/>	—
> Milling drum housing FB600 with scraper system. For use with discharge conveyor.	—	<input type="checkbox"/>	—	<input type="checkbox"/>
> Hydraulically adjustable front milling drum unit seal FB500, including overload sensor	<input type="checkbox"/>	—	<input type="checkbox"/>	—
> Hydraulically adjustable front milling drum unit seal FB600, including overload sensor	—	<input type="checkbox"/>	—	<input type="checkbox"/>
> Overload sensor on the scraper FB500 / 600	<input type="checkbox"/>	<input type="checkbox"/>	<input type="checkbox"/>	<input type="checkbox"/>
> Active floating position for the side plates, left and right	<input type="checkbox"/>	<input type="checkbox"/>	<input type="checkbox"/>	<input type="checkbox"/>
<b>Milling Drums</b>				
> FCS milling unit FB300 HT08 LA15 including scraper bottom parts	<input type="checkbox"/>	—	<input type="checkbox"/>	—
> FCS milling unit FB400 HT08 LA15 including scraper bottom parts	<input type="checkbox"/>	<input type="checkbox"/>	<input type="checkbox"/>	<input type="checkbox"/>
> FCS milling unit FB500 HT08 LA15 including scraper bottom parts	—	<input type="checkbox"/>	—	<input type="checkbox"/>
> Milling drum FB80, FT210 HT02 with 24 picks	<input type="checkbox"/>	<input type="checkbox"/>	<input type="checkbox"/>	<input type="checkbox"/>
> Milling drum FB300 HT08 LA15 with 47 picks	<input type="checkbox"/>	—	<input type="checkbox"/>	—
> Milling drum FB400 HT08 LA15 with 54 picks	<input type="checkbox"/>	<input type="checkbox"/>	<input type="checkbox"/>	<input type="checkbox"/>
> Fine milling drum FB500 HT5 LA6 with 84 picks	<input type="checkbox"/>	<input type="checkbox"/>	<input type="checkbox"/>	<input type="checkbox"/>
> Fine milling drum FB600 HT5 LA6 with 101 picks	—	<input type="checkbox"/>	—	<input type="checkbox"/>
> Microfine milling drum FB500 HT4 LA3 with 166 mini-picks	<input type="checkbox"/>	<input type="checkbox"/>	<input type="checkbox"/>	<input type="checkbox"/>
> Milling drum Eco-Cutter FB500 HT08 LA20 with 54 picks	<input type="checkbox"/>	<input type="checkbox"/>	<input type="checkbox"/>	<input type="checkbox"/>
> Milling drum Eco-Cutter FB600 HT08 LA20 with 58 picks	—	<input type="checkbox"/>	—	<input type="checkbox"/>
> Side milling ring FB80, milling depth 300 mm complete	<input type="checkbox"/>	—	<input type="checkbox"/>	—
> Adapter for standard milling drum FB500	—	<input type="checkbox"/>	—	<input type="checkbox"/>
<b>Loading of the Milled Material</b>				
> Machine with hydraulic pre-fitting for a discharge conveyor - screw coupling	<input type="checkbox"/>	<input type="checkbox"/>	<input type="checkbox"/>	<input type="checkbox"/>
> Machine with hydraulic pre-fitting for a discharge conveyor - quick-change coupling	<input type="checkbox"/>	<input type="checkbox"/>	<input type="checkbox"/>	<input type="checkbox"/>
> Discharge conveyor, 5,600 mm long, 350 mm wide	<input type="checkbox"/>	<input type="checkbox"/>	<input type="checkbox"/>	<input type="checkbox"/>
> Shortened discharge conveyor, 1,100 mm long, 350 mm wide	<input type="checkbox"/>	<input type="checkbox"/>	<input type="checkbox"/>	<input type="checkbox"/>
> Discharge conveyor 5,600 mm long, 350 mm wide, with hydraulic folding device	<input type="checkbox"/>	<input type="checkbox"/>	<input type="checkbox"/>	<input type="checkbox"/>
> Additional shortened discharge conveyor, 1,100 mm long, 350 mm wide	<input type="checkbox"/>	<input type="checkbox"/>	<input type="checkbox"/>	<input type="checkbox"/>
> Hydraulic connection adapter screw coupling for additional discharge conveyor	<input type="checkbox"/>	<input type="checkbox"/>	<input type="checkbox"/>	<input type="checkbox"/>
> Hydraulic connection adapter quick-change coupling for additional discharge conveyor	<input type="checkbox"/>	<input type="checkbox"/>	<input type="checkbox"/>	<input type="checkbox"/>
> Material chute for discharging the milled material to the right side	<input type="checkbox"/>	<input type="checkbox"/>	<input type="checkbox"/>	<input type="checkbox"/>
> Transport lock for machine with loading conveyor removed	<input type="checkbox"/>	<input type="checkbox"/>	<input type="checkbox"/>	<input type="checkbox"/>

OPTIONAL EQUIPMENT	W 50 R	W 60 R	W 50 Ri	W 60 Ri
<b>Machine Control and Leveling System</b>				
> LEVEL PRO PLUS leveling system right and left	<input type="checkbox"/>	<input type="checkbox"/>	<input type="checkbox"/>	<input type="checkbox"/>
> RAPID SLOPE sensor for LEVEL PRO PLUS leveling system	<input type="checkbox"/>	<input type="checkbox"/>	<input type="checkbox"/>	<input type="checkbox"/>
> Leveling boom including sensor for LEVEL PRO PLUS leveling system	<input type="checkbox"/>	<input type="checkbox"/>	<input type="checkbox"/>	<input type="checkbox"/>
<b>Operator's Platform</b>				
> Comfort operator's seat including seat heating	<input type="checkbox"/>	<input type="checkbox"/>	<input type="checkbox"/>	<input type="checkbox"/>
> Operator's platform with weather canopy and lateral weather protection elements	<input type="checkbox"/>	<input type="checkbox"/>	<input type="checkbox"/>	<input type="checkbox"/>
<b>Track Unit and Height Adjustment</b>				
> 4-wheel track unit	<input type="checkbox"/>	<input type="checkbox"/>	<input type="checkbox"/>	<input type="checkbox"/>
> Precision steering by pushbuttons for machine with 3-wheel chassis (up to 8 km/h)	<input type="checkbox"/>	<input type="checkbox"/>	<input type="checkbox"/>	<input type="checkbox"/>
> Precision steering by pushbuttons for machine with 4-wheel chassis	<input type="checkbox"/>	<input type="checkbox"/>	<input type="checkbox"/>	<input type="checkbox"/>
> Increased traveling speed (3-wheel up to 8 km/h, 4-wheel up to 12 km/h)	<input type="checkbox"/>	<input type="checkbox"/>	<input type="checkbox"/>	<input type="checkbox"/>
<b>Miscellaneous</b>				
> Film coating according to the customer's wishes	<input type="checkbox"/>	<input type="checkbox"/>	<input type="checkbox"/>	<input type="checkbox"/>
> Model without WITOS	<input type="checkbox"/>	<input type="checkbox"/>	<input type="checkbox"/>	<input type="checkbox"/>
> High-power lighting system LED including rotating beacon	<input type="checkbox"/>	<input type="checkbox"/>	<input type="checkbox"/>	<input type="checkbox"/>
> Additional weight 380 kg behind the front axle	<input type="checkbox"/>	—	<input type="checkbox"/>	—
> Additional weight 620 kg on underbody	<input type="checkbox"/>	<input type="checkbox"/>	<input type="checkbox"/>	<input type="checkbox"/>
> Milling drum assembly trolley for milling drums up to FB600	<input type="checkbox"/>	<input type="checkbox"/>	<input type="checkbox"/>	<input type="checkbox"/>
> Electrical fuel filter preheating	—	—	<input type="checkbox"/>	<input type="checkbox"/>
> Hydraulic connection for additional devices on the rear of the machine	<input type="checkbox"/>	<input type="checkbox"/>	<input type="checkbox"/>	<input type="checkbox"/>
> Powerful hydraulic hammer with 10 m connection hose	<input type="checkbox"/>	<input type="checkbox"/>	<input type="checkbox"/>	<input type="checkbox"/>
> Sweeping unit with disk brush	<input type="checkbox"/>	<input type="checkbox"/>	<input type="checkbox"/>	<input type="checkbox"/>
> Pre-equipped for installation of Rumble Strip kit	<input type="checkbox"/>	<input type="checkbox"/>	<input type="checkbox"/>	<input type="checkbox"/>
> Hydraulically driven water filler pump	<input type="checkbox"/>	<input type="checkbox"/>	<input type="checkbox"/>	<input type="checkbox"/>
> Hydraulically driven pick extractor drift	<input type="checkbox"/>	<input type="checkbox"/>	<input type="checkbox"/>	<input type="checkbox"/>
> Job data acquisition in the control display	<input type="checkbox"/>	<input type="checkbox"/>	<input type="checkbox"/>	<input type="checkbox"/>
> Monitor system with 2 cameras and screen	<input type="checkbox"/>	<input type="checkbox"/>	<input type="checkbox"/>	<input type="checkbox"/>
> License plate holder with LED lighting	<input type="checkbox"/>	<input type="checkbox"/>	<input type="checkbox"/>	<input type="checkbox"/>

■ = Standard equipment

■ = Standard equipment, can be replaced with optional equipment if desired

□ = Optional equipment

**WIRTGEN GmbH**

Reinhard-Wirtgen-Str. 2  
53578 Windhagen  
Deutschland

T: +49 2645 131-0  
F: +49 2645 131-392  
M: info@wirtgen.com

 [www.wirtgen.de](http://www.wirtgen.de)



For further information, please scan the code.